

CASINGS

These mouldings require a back relief knife.



WM329
11/16" X 2-1/4"



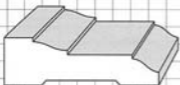
WM351
11/16" X 2-1/2"



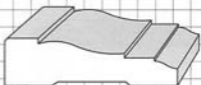
WM330
11/16" X 2-1/4"



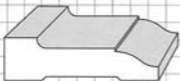
WM356
11/16" X 2-1/4"



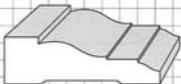
WM332
11/16" X 2-1/4"



WM361
11/16" X 2-1/2"



WM346
5/8" X 2-1/4"



WM366
11/16" X 2-1/4"