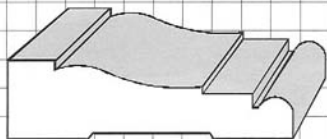



CASINGS

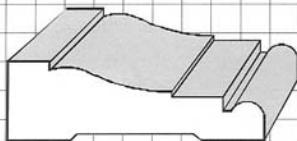
These mouldings require a back relief knife.




WM371
11/16" X 2-1/2"



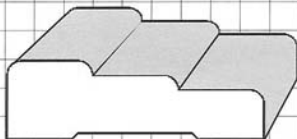
WM412
11/16" X 3-1/2"




WM376
11/16" X 2-1/4"



WM413
11/16" X 3-1/4"



WM387
11/16" X 2-1/4"



WM410
11/16" X 4-1/4"