



## CASINGS


These mouldings require a back relief knife.



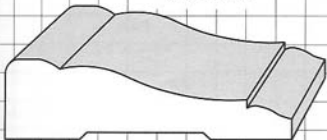
**WM430**  
9/16" X 4-1/4"



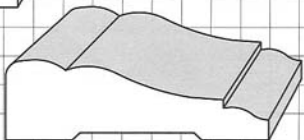
**WM432**  
9/16" X 3-1/2"



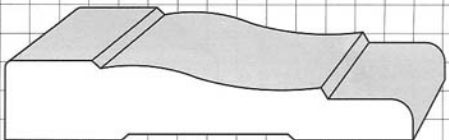
**WM433**  
9/16" X 3-1/4"



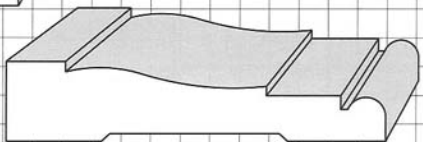
**WM440**  
11/16" X 2-1/2"



**WM442**  
11/16" X 2-1/4"



**WM444**  
11/16" X 3-1/2"



**WM445**  
11/16" X 3-1/4"